

Recommended P.C.B Layout  
General Tolerance±0.05

### Specifications :

- Voltage rating: 150V AC / DC
- Current rating: 1A AC / DC
- Withstanding voltage: 500V AC/minute
- Temperature range: -25°C~+85°C
- Insulation resistance: ≥500MΩ
- Contact resistance: ≤30mΩ
- After environmental testing: ≤40mΩ

X9862 W R S-XX X-6T SN XX

① ② ③ ④ ⑤ ⑥ ⑦ ⑧ ⑨

- ① Series No.
- ② Category: W-wafer
- ③ Welding Board Angle: R- Right Angle 90°
- ④ Welding Way: S-SMT
- ⑤ Row No.-Pin No.: XX-02P~30P
- ⑥ Plug the Pin & Special No.:
- ⑦ Material: 6T-PA6T 94V-0
- ⑧ Planting Category: SN-Bright tin plating
- ⑨ Color: Blank-Natural Color

Poles	Dimensions(mm)		Poles	Dimensions(mm)	
	A	B		A	B
02	1.25	7.45	11	12.50	18.70
03	2.50	8.70	12	13.75	19.95
04	3.75	9.95	13	15.00	21.20
05	5.00	11.20	14	16.25	22.45
06	6.25	12.45	15	17.50	23.70
07	7.50	13.70	20	23.75	29.95
08	8.75	14.95	25	30.00	36.20
09	10.00	16.20	30	36.25	42.45
10	11.25	17.45			

X9862WRS-XX-6TSN	PA6T UL 94V-0	Brass	Tin-Plated	X9862H
PART NO	Material (Wafer And Cap)	Material (Pin And Solder Tabs)	Finish (Pin And Solder Tabs)	Suitable XKB Terminal

For and on behalf of  
**XKB INDUSTRIAL PRECISION CO., LIMITED**  
香港星坤工業精密有限公司

△ X  
△ X  
△ X  
MARK

DESCRIPTION DATE REVISED APPROVED

REVISIONS  
Authorized Signature(s)

ANGULAR ±5°  
L ≤ 4 ±0.2  
4 < L ≤ 16 ±0.3  
16 < L ≤ 63 ±0.4  
L > 63 ±0.5

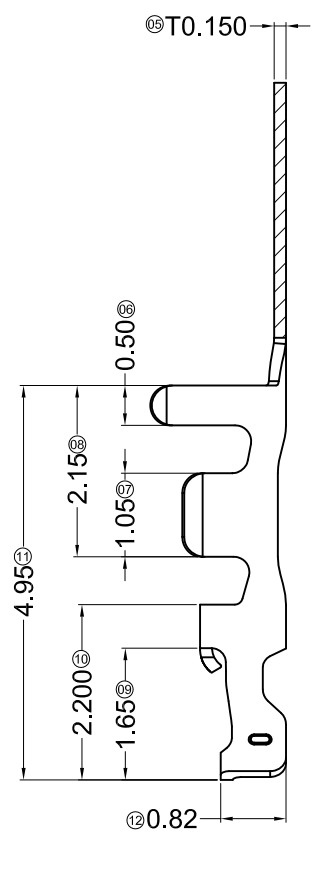
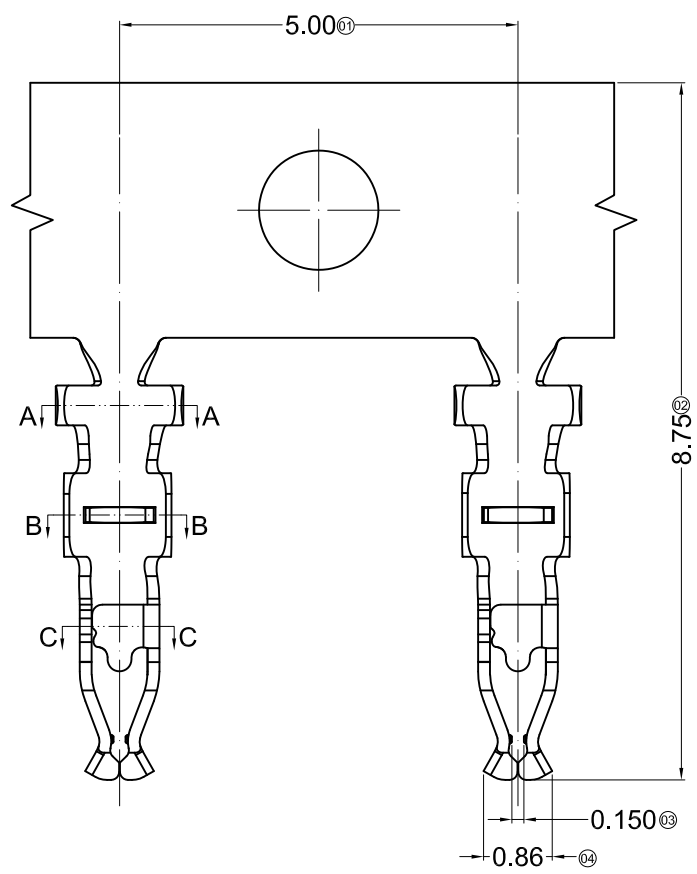
UNSPECIFIED TOLERANCES

DSND DATE SCALE: N/A  
DWN DATE VIEW: PART NO.:  
CHKD DATE UNIT: mm 1.25mm Crimp Style Connectors  
APPD DATE SIZE: A4 DWG NO.:

**XKB INDUSTRIAL PRECISION CO., LIMITED**

MODEL TYPE:  
X9862WRS-XX-6TSN  
PART NO.:  
1.25mm Crimp Style Connectors  
DWG NO.:

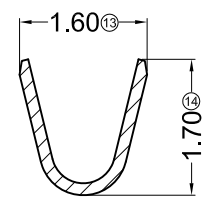
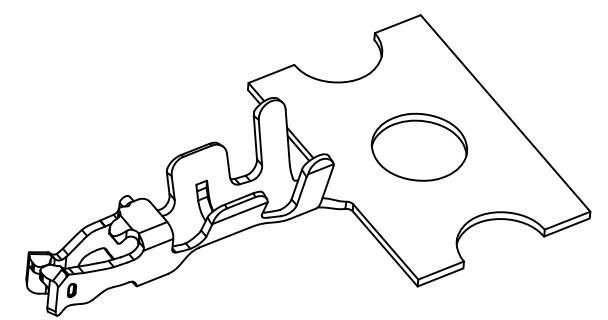
WEIGHT 1.0g SHEET 1/1 REVISION A0



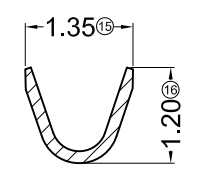
- Specifications :**
- Voltage rating: 150V AC / DC
  - Current rating: 1A AC / DC
  - Withstanding voltage: 500V AC/minute
  - Temperature range: -35°C~+85°C
  - Insulation resistance: ≥500MΩ
  - Contact resistance: ≤30mΩ
  - After environmental testing: ≤40mΩ

**X9862 T X-P XXX X-X**  
 ① ② ③ ④ ⑤ ⑥ ⑦

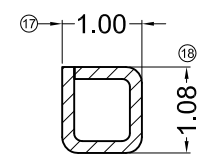
- ① Series Number
- ② Category: T-terminal
- ③ Shape: Blank-ordinary
- ④ Material: P-Phosphor bronze
- ⑤ Plating style: V01-Gold Flash ; SN-Bright tin plating ;
- ⑥ Plating method: Blank-Stamping before plating
- ⑦ Mold No./Mark/Special No.



SECTION: A-A  
SCALE: 1:1



SECTION: B-B  
SCALE: 1:1



SECTION: C-C  
SCALE: 1:1

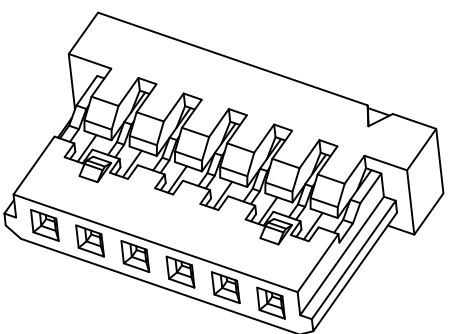
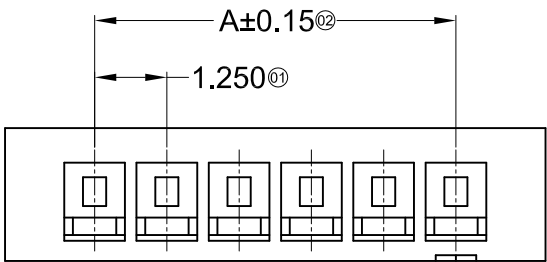
X9862T-PV01	Phosphor Bronze	AWG#26-32	1.00mm(Max)	Stamping Before Pating:30u" Ni;Whole Gold :Gold Flash	x9862H
X9862T-PSN				Stamping Before Plating:30u" Ni;70u"Sn Min.	
PART NO	Material	Wire Range	Insulation O.D.	Finish	Suitable XKB

For and on behalf of  
**XKB INDUSTRIAL PRECISION CO., LIMITED**  
 香港星坤工業精密有限公司

△ X					ANGULAR	± 5°
△ X					L ≤ 4	± 0.2
△ X					4 < L ≤ 16	± 0.3
△ X					16 < L ≤ 63	± 0.4
MARK					L > 63	± 0.5
REVISIONS					UNSPECIFIED TOLERANCES	

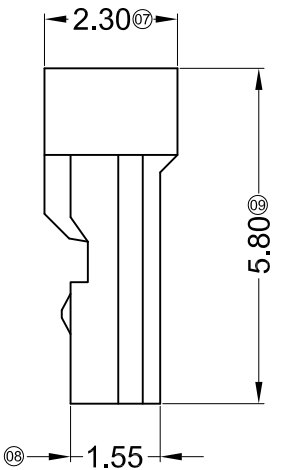
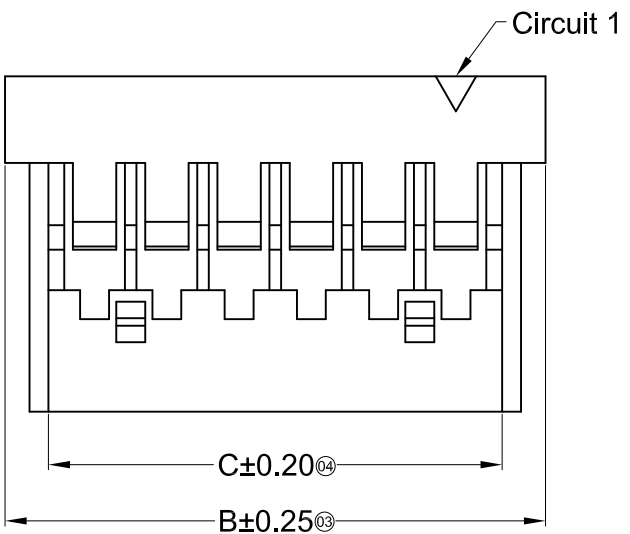
DSND		DATE		SCALE: N/A	MODEL TYPE: X9862T-PXXX	
DWN		DATE		VIEW:	PART NO.:	
CHKD		DATE		UNIT: mm	1.25mm Crimp Style Connectors	
APPD		DATE		SIZE: A4	DWG NO.:	
				WEIGHT	SHEET	REVISION
				1.0g	1/1	A0

**XKB INDUSTRIAL PRECISION CO., LIMITED**



**Specifications :**

- Voltage rating: 150V AC / DC
- Current rating: 1A AC / DC
- Withstanding voltage: 500V AC/minute
- Temperature range: -35°C~+85°C
- Insulation resistance: ≥500MΩ
- Contact resistance: ≤30mΩ
- After environmental testing: ≤40mΩ

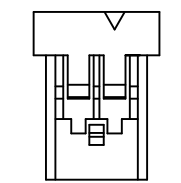
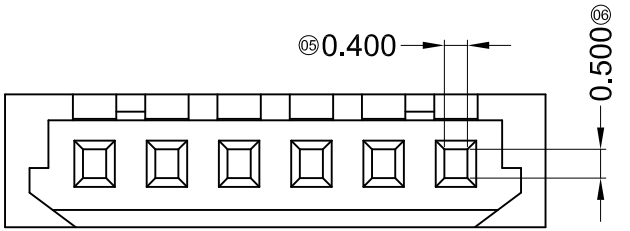


**X9862 H X-XX X-N0 HF**

- ① ② ③ ④ ⑤ ⑥ ⑦

- ① Series No.
- ② Category: H-HSG
- ③ Welding Board Angle: Blank-ordinary
- ④ Row No.-Pin No.: XX-02P~30P
- ⑤ Plug the Pin & special No.:
- ⑥ Material: N0-PA66 94V-0
- ⑦ HF-Halogen Free

03P~30P Double Salient



02P Single Salient  
Scale 1:2

Poles	Dimensions(mm)			Poles	Dimensions(mm)		
	A	B	C		A	B	C
02	1.25	4.35	2.85	11	12.50	15.60	14.10
03	2.50	5.60	4.10	12	13.75	16.85	15.35
04	3.75	6.85	5.35	13	15.00	18.10	16.60
05	5.00	8.10	6.60	14	16.25	19.35	17.85
06	6.25	9.35	7.85	15	17.50	20.60	19.10
07	7.50	10.60	9.10	20	23.75	26.85	25.35
08	8.75	11.85	10.35	25	30.00	33.10	31.60
09	10.00	13.10	11.60	30	36.25	39.35	37.85
10	11.25	14.35	12.85				

X9862H-XX-N0HF	PA66 UL 94V-0 Halogen Free	X9862T	X9862W
X9862H-XX-N0	PA66 UL 94V-0		
PART NO	Material	Suitable XKB Terminal	Suitable XKB Terminal

For and on behalf of  
**XKB INDUSTRIAL PRECISION CO., LIMITED**  
香港星坤工業精密有限公司

△ X					ANGULAR	±5°
△ X					L ≤ 4	±0.2
△ X					4 < L ≤ 16	±0.3
MARK	DESCRIPTION	DATE	REVISED	APPROVED	16 < L ≤ 63	±0.4
					L > 63	±0.5
					UNSPECIFIED TOLERANCES	

DSND	DATE	SCALE: N/A	MODEL TYPE: X9862H-XX-N0XX
DWN	DATE	VIEW:	PART NO.:
CHKD	DATE	UNIT: mm	1.25mm Crimp Style Connectors
APPD	DATE	SIZE: A4	DWG NO.:
			WEIGHT
			1.0g
			SHEET
			1/1
			REVISION
			A0

**XKB INDUSTRIAL PRECISION CO., LIMITED**

Authorized Signature(s)